

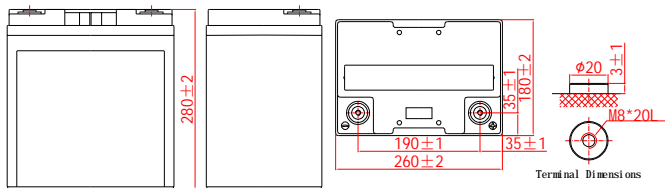


### General Features

- High corrosion resistant performance: Pb-Ca multi-alloy grid
- High energy density and power density
- Excellent charge acceptance ability
- Strong high and low temperature performance
- Optimized capability of instant high-current discharging
- Low self-discharge rate



Dimension: 260(L) x 180(W) x 280(H) x 280(TH) Unit: mm



### Applications

- Electric vehicle
- Electric wheelchair
- Electric scooter
- Electric play car for children
- Garbage truck
- Patrol car

### Specification

Nominal Voltage	8V
Nominal Capacity	150Ah
Design life	5 years
Terminal	M8
Approx. Weight	Approx 33.5kg (73.9lbs)
Container Material	ABS
Rated Capacity	<b>172.0Ah</b> 10Hour Rate (17.2A to 10.5V) <b>150.0Ah</b> 3Hour Rate (50.0A to 10.5V) <b>128.0Ah</b> 1Hour Rate (128A to 10.5V)
Operating Temperature	Discharge: -20 ~ 50°C (-4 ~ 122°F) Charge: -20 ~ 50°C (-4 ~ 122°F) Storage: -20 ~ 50°C (-4 ~ 122°F)
Charge Method (25 °C)	Float Use: 9.00-9.20V @ 25 Cycle Use : 9.60-10.0V, @ 25 Max charge current 22.5A
Self discharge	3% of capacity declined per month at 25°C

### Constant Current Discharge Characteristics Unit: A (25°C, 77°F)

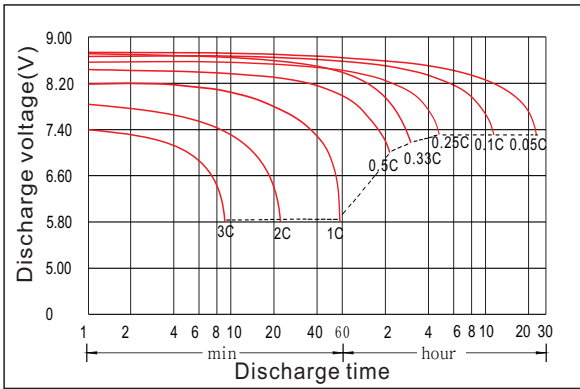
FV/Time	30min	1h	2h	3h	5h	8h	10h	20h
1.60V	226	132	68.0	51.9	33.6	21.0	17.7	9.43
1.65V	222	131	67.6	51.4	33.4	20.8	17.5	9.40
1.70V	218	130	67.0	50.6	33.0	20.6	17.4	9.34
1.75V	216	128	66.0	50.0	32.6	20.4	17.2	9.30
1.80V	207	125	64.8	49.8	31.8	20.4	17.0	9.26
1.85V	189	116	61.5	46.9	30.2	19.5	16.5	9.09

### Constant Power Discharge Characteristics Unit: W/cell (25°C, 77°F)

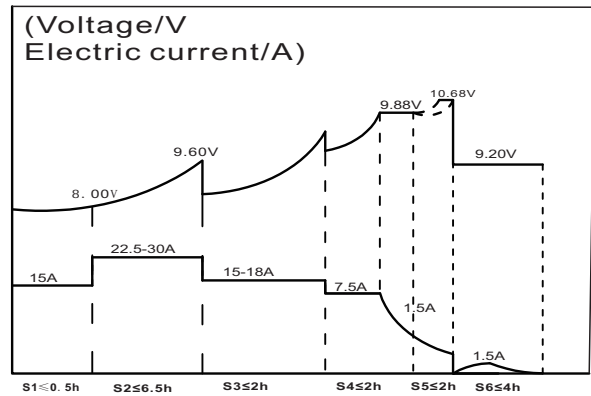
FV/Time	30min	1h	2h	3h	5h	8h	10h	20h
1.60V	409	250	128	98.8	63.8	40.9	34.1	18.7
1.65V	405	248	128	97.5	63.4	40.5	33.7	18.6
1.70V	405	246	128	96.9	63.0	40.3	33.3	18.5
1.75V	403	243	127	96.3	62.6	40.1	33.1	18.4
1.80V	392	241	126	96.1	61.8	39.7	32.7	18.3
1.85V	359	224	121	91.4	59.0	38.4	32.2	18.2

## 4-EVF-150

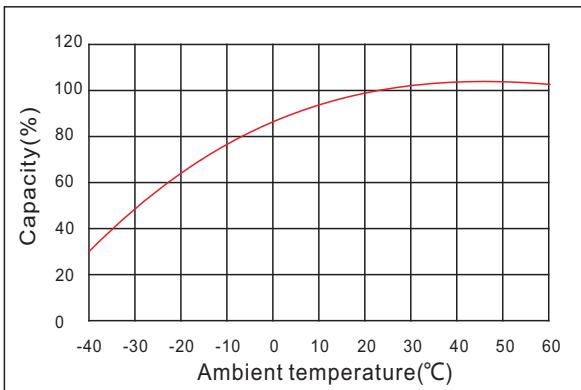
Discharge characteristic



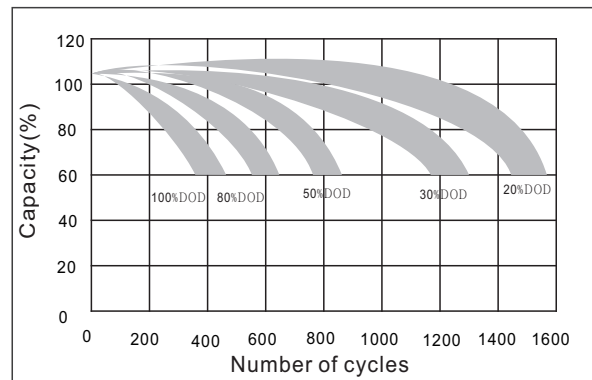
Charging characteristic



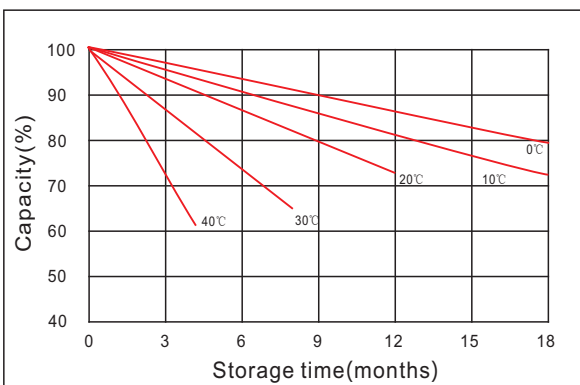
The effect of temperature on capacity



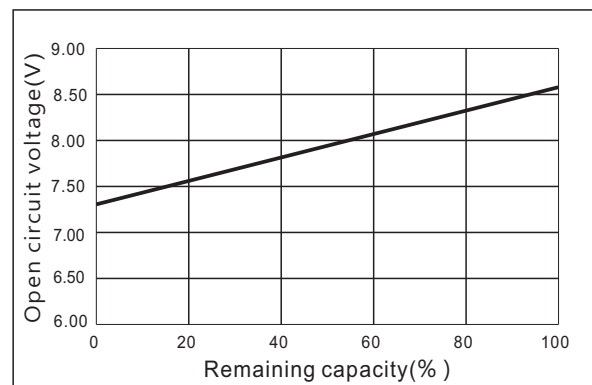
The effect of discharge depth on cycle life



Curves of self-discharge



Curves of open circuit voltage vs. capacity



[www.kiju.com.cn](http://www.kiju.com.cn)    [info@kiju.com.cn](mailto:info@kiju.com.cn)

**Jiangxi Jingjiu Power Science&Technology Co. Ltd.**  
Add: 1388 Fushan No.1 Street, Xiaolan Economic Development Zone, Nanchang City, Jiangxi Province, China.

+86-791-85982779    +86-791-85989842

**Jiangxi Jingjiu Power ( Jiujiang ) Co. Ltd.**  
Add: Xiwang Rd, Aicheng Industrial Park, Yongxiu Country, Jiujiang City, Jiangxi Province, China.

