

## 3-EVF-220

Executive standard: GB/T 32620.1-2016

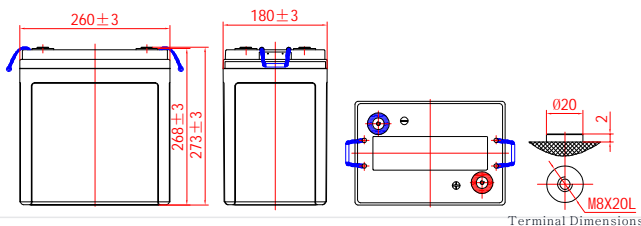


### General Features

- > High corrosion resistant performance: Pb-Ca multi-alloy grid
- > High energy density and power density
- > Excellent charge acceptance ability
- > Strong high and low temperature performance
- > Optimized capability of instant high-current discharging
- > Low self-discharge rate



Dimension: 260(L)×180(W)×268(H)×273(TH) Unit: mm



### Applications

- > Electric vehicle
- > Electric wheelchair
- > Electric scooter
- > Electric play car for children
- > Garbage truck
- > Patrol car

### Specification

Nominal Voltage	6V
Nominal Capacity	220Ah
Design life	5 years
Terminal	M8
Approx. Weight	Approx35.0kg(77.2lbs)
Container Material	ABS
Rated Capacity	<b>250.0Ah</b> 10Hour Rate (25.0A to 10.5V) <b>220Ah</b> 3Hour Rate (73.3A to 10.5V) <b>187Ah</b> 1Hour Rate (187A to 10.5V)
Operating Temperature	Discharge: -20 ~50°C(-4~ 122°F) Charge: -20 ~50°C(-4~ 122°F) Storage: -20 ~50°C(-4~ 122°F)
Charge Method (25 °C)	Float Use:6.75-6.90V@25 Cycle Use :7.20-7.50V,@25 Max charge current 33.0A
Self discharge	3% of capacity declined per month at 25°C

### Constant Current Discharge Characteristics Unit: A (25°C, 77°F)

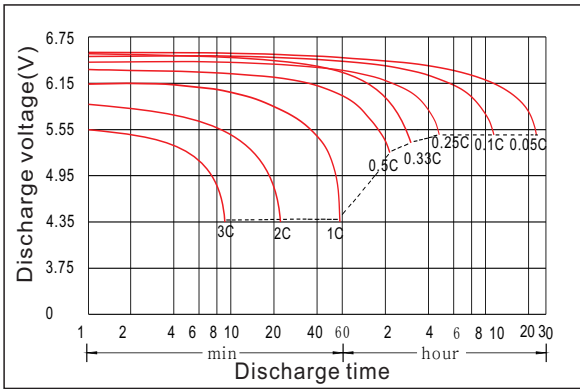
FV/Time	30min	1h	2h	3h	5h	8h	10h	20h
1.60V	325	192	102	76.0	47.4	30.5	25.7	13.2
1.65V	319	191	101	75.4	47.1	30.3	25.5	13.1
1.70V	313	190	100	74.2	46.6	30.0	25.2	13.1
1.75V	310	187	99.0	73.3	46.0	29.7	25.0	13.0
1.80V	297	182	97.2	73.0	44.9	29.7	24.8	12.9
1.85V	271	169	92.3	68.8	42.6	28.3	24.0	12.7

### Constant Power Discharge Characteristics Unit: W/cell (25°C, 77°F)

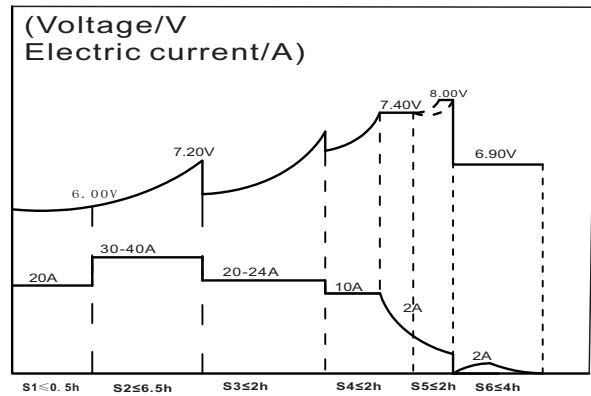
FV/Time	30min	1h	2h	3h	5h	8h	10h	20h
1.60V	588	365	192	145	90.0	59.4	49.5	26.1
1.65V	581	362	192	143	89.5	58.9	49.0	26.0
1.70V	581	359	191	142	88.9	58.6	48.4	25.9
1.75V	578	356	190	141	88.4	58.3	48.1	25.8
1.80V	563	352	190	141	87.2	57.8	47.6	25.6
1.85V	516	327	181	134	83.3	55.8	46.8	25.4

## 3-EVF-220

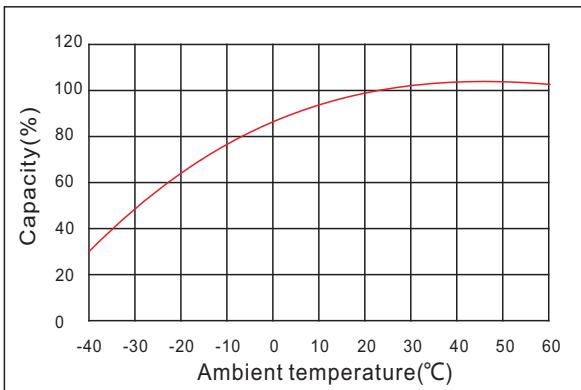
### Discharge characteristic



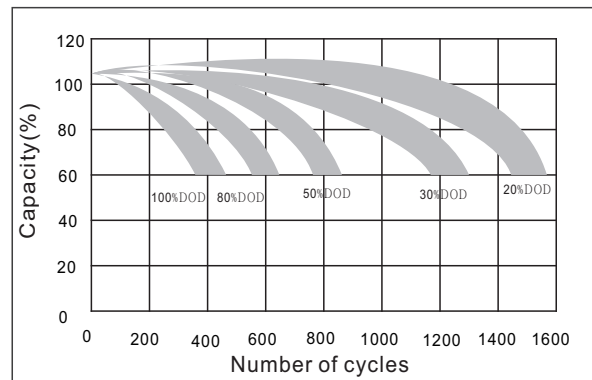
### Charging characteristic



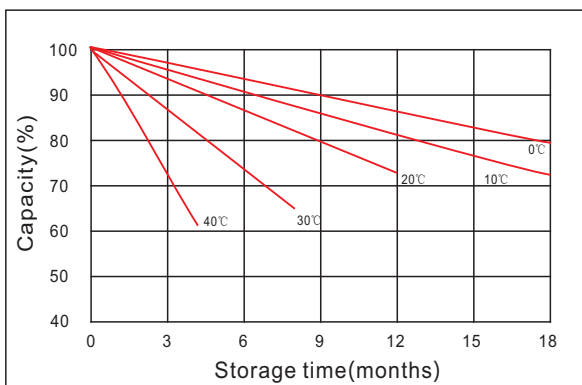
### The effect of temperature on capacity



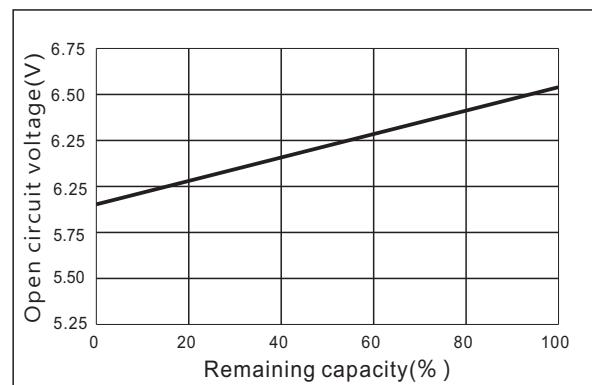
### The effect of discharge depth on cycle life



### Curves of self-discharge



### Curves of open circuit voltage vs. capacity



[www.kiju.com.cn](http://www.kiju.com.cn)    [info@kiju.com.cn](mailto:info@kiju.com.cn)

**Jiangxi Jingjiu Power Science&Technology Co. Ltd.**  
Add: 1388 Fushan No.1 Street, Xiaolan Economic Development Zone, Nanchang City, Jiangxi Province, China.

+86-791-85982779    +86-791-85989842

**Jiangxi Jingjiu Power ( Jiujiang ) Co. Ltd.**  
Add: Xiwang Rd, Aicheng Industrial Park, Yongxiu Country, Jiujiang City, Jiangxi Province, China.

