

## 3-EVF-200

Executive standard: GB/T 32620.1-2016

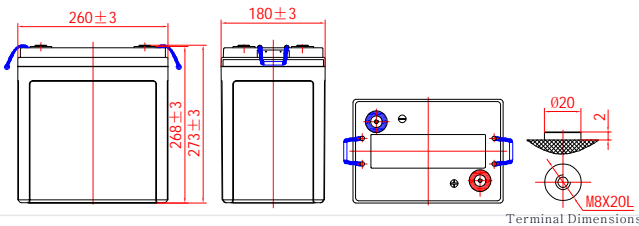


### General Features

- High corrosion resistant performance: Pb-Ca multi-alloy grid
- High energy density and power density
- Excellent charge acceptance ability
- Strong high and low temperature performance
- Optimized capability of instant high-current discharging
- Low self-discharge rate



Dimension: 260(L)×180(W)×268(H)×273(TH) Unit: mm



### Applications

- Electric vehicle
- Electric wheelchair
- Electric scooter
- Electric play car for children
- Garbage truck
- Patrol car

### Specification

Nominal Voltage	6V
Nominal Capacity	200Ah
Design life	5 years
Terminal	M8
Approx. Weight	Approx 32.5kg (71.6lbs)
Container Material	ABS
Rated Capacity	<b>230.0Ah</b> 10Hour Rate (23.0A to 10.5V) <b>201Ah</b> 3Hour Rate (67.0A to 10.5V) <b>174Ah</b> 1Hour Rate (174A to 10.5V)
Operating Temperature	Discharge: -20 ~50°C (-4 ~ 122°F) Charge: -20 ~50°C (-4 ~ 122°F) Storage: -20 ~50°C (-4 ~ 122°F)
Charge Method (25 °C)	Float Use: 6.75-6.90V@25 Cycle Use : 7.20-7.50V,@25 Max charge current 33.0A
Self discharge	3% of capacity declined per month at 25°C

### Constant Current Discharge Characteristics Unit: A (25°C, 77°F)

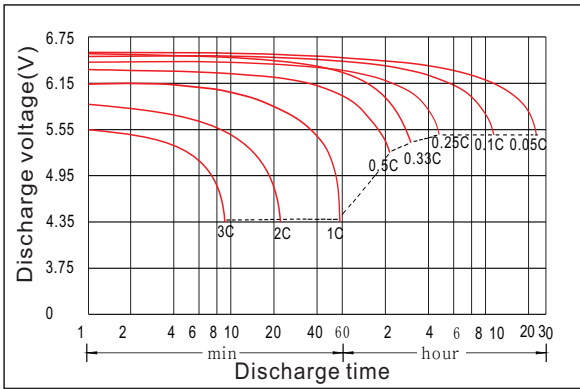
FV/Time	30min	1h	2h	3h	5h	8h	10h	20h
1.60V	302	179	92.7	69.5	45.3	28.1	23.7	12.7
1.65V	296	178	92.1	68.9	45.1	27.8	23.5	12.6
1.70V	290	177	91.3	67.8	44.5	27.6	23.2	12.6
1.75V	288	174	90.0	67.0	44.0	27.3	23.0	12.5
1.80V	276	170	88.4	66.7	42.9	27.3	22.8	12.4
1.85V	251	157	83.9	62.9	40.8	26.1	22.1	12.2

### Constant Power Discharge Characteristics Unit: W/cell (25°C, 77°F)

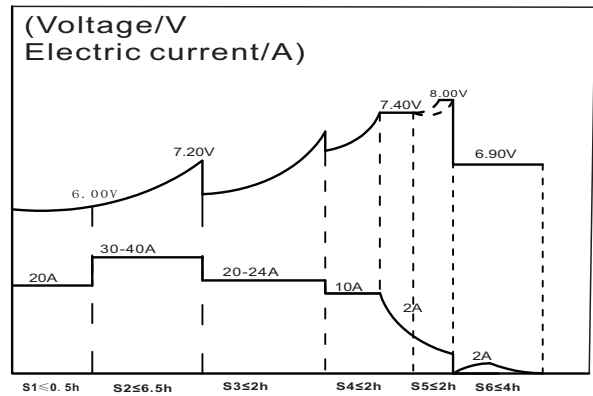
FV/Time	30min	1h	2h	3h	5h	8h	10h	20h
1.60V	546	340	175	132	86.1	54.7	45.5	25.1
1.65V	540	337	174	131	85.6	54.1	45.0	25.0
1.70V	540	334	174	130	85.0	53.9	44.5	24.9
1.75V	537	331	173	129	84.5	53.6	44.3	24.8
1.80V	523	328	172	129	83.4	53.1	43.8	24.6
1.85V	479	304	165	122	79.7	51.4	43.0	24.4

# 3-EVF-200

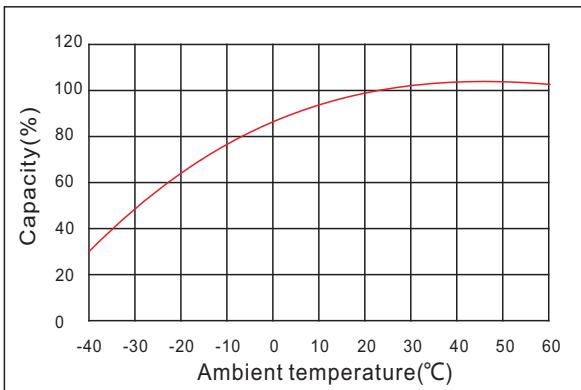
## Discharge characteristic



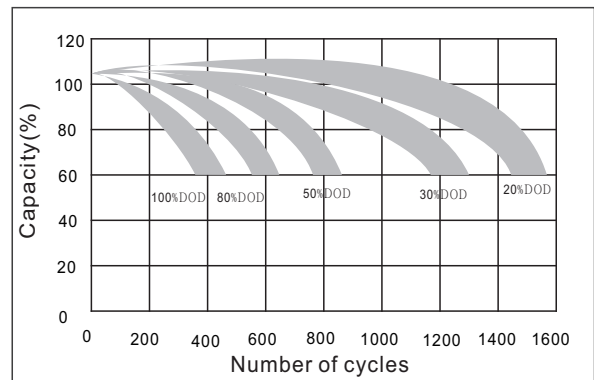
## Charging characteristic



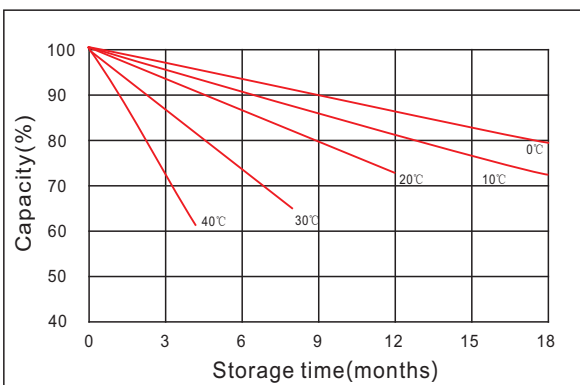
## The effect of temperature on capacity



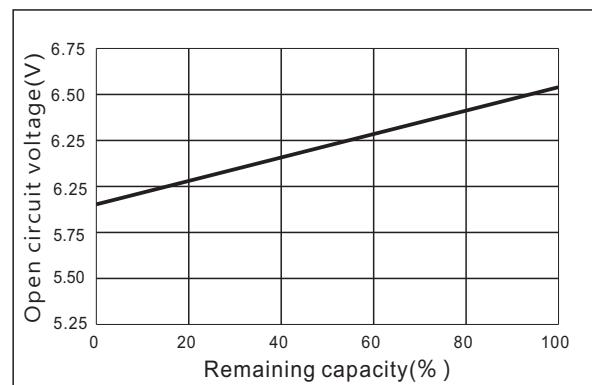
## The effect of discharge depth on cycle life



## Curves of self-discharge



## Curves of open circuit voltage vs. capacity



[www.kiju.com.cn](http://www.kiju.com.cn)    [info@kiju.com.cn](mailto:info@kiju.com.cn)

**Jiangxi Jingjiu Power Science&Technology Co. Ltd.**  
Add: 1388 Fushan No.1 Street, Xiaolan Economic Development Zone, Nanchang City, Jiangxi Province, China.

+86-791-85982779    +86-791-85989842

**Jiangxi Jingjiu Power ( Jiujiang ) Co. Ltd.**  
Add: Xiwang Rd, Aicheng Industrial Park, Yongxiu Country, Jiujiang City, Jiangxi Province, China.

