

3-EVF-190

Executive standard: GB/T 32620.1-2016



Applications

- > Electric vehicle
- > Electric wheelchair
- > Electric scooter
- > Electric play car for children
- > Garbage truck
- > Patrol car

Specification

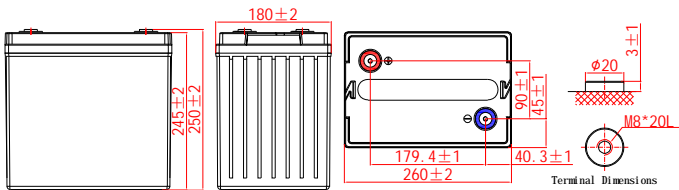
Nominal Voltage	6V
Nominal Capacity	190Ah
Design life	5 years
Terminal	M8
Approx. Weight	Approx 31.0kg(68.3lbs)
Container Material	ABS
Rated Capacity	210.0Ah 10Hour Rate (21.0A to 10.5V) 190Ah 3Hour Rate (63.3A to 10.5V) 157Ah 1Hour Rate (157A to 10.5V)
Operating Temperature	Discharge: -20 ~50°C(-4~ 122°F) Charge: -20 ~50°C(-4~ 122°F) Storage: -20 ~50°C(-4~ 122°F)
Charge Method (25 °C)	Float Use: 6.75-6.90V@25 Cycle Use : 7.20-7.50V,@25 Max charge current 28.5A
Self discharge	3% of capacity declined per month at 25°C

General Features

- > High corrosion resistant performance: Pb-Ca multi-alloy grid
- > High energy density and power density
- > Excellent charge acceptance ability
- > Strong high and low temperature performance
- > Optimized capability of instant high-current discharging
- > Low self-discharge rate



Dimension: 260(L)×180(W)×245(H)×250(TH) Unit: mm



Constant Current Discharge Characteristics Unit: A (25°C, 77°F)

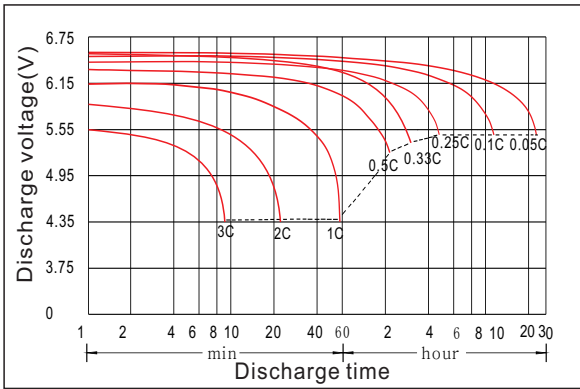
FV/Time	30min	1h	2h	3h	5h	8h	10h	20h
1.60V	294	162	94.7	65.6	41.2	25.6	21.6	11.7
1.65V	288	160	94.2	65.1	41.0	25.4	21.4	11.6
1.70V	282	159	93.4	64.1	40.5	25.2	21.2	11.5
1.75V	280	157	92.0	63.3	40.0	25.0	21.0	11.5
1.80V	268	153	90.4	63.0	39.0	25.0	20.8	11.5
1.85V	244	142	85.7	59.4	37.1	23.8	20.2	11.2

Constant Power Discharge Characteristics Unit: W/cell (25°C, 77°F)

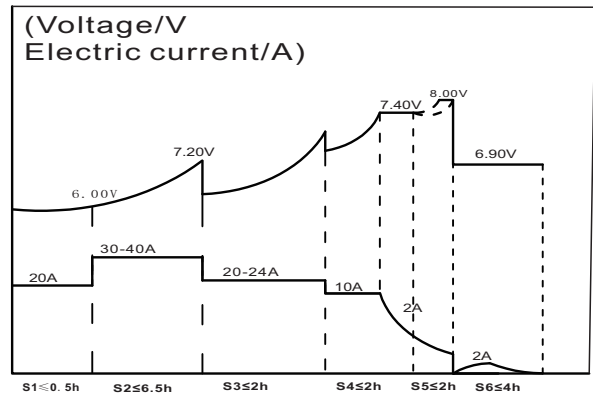
FV/Time	30min	1h	2h	3h	5h	8h	10h	20h
1.60V	531	307	179	125	78.3	49.9	41.6	23.1
1.65V	525	304	178	123	77.8	49.4	41.1	23.0
1.70V	525	301	178	123	77.3	49.2	40.7	22.9
1.75V	522	299	177	122	76.8	49.0	40.4	22.8
1.80V	508	296	176	122	75.9	48.5	40.0	22.7
1.85V	466	275	168	116	72.4	46.9	39.3	22.5

3-EVF-190

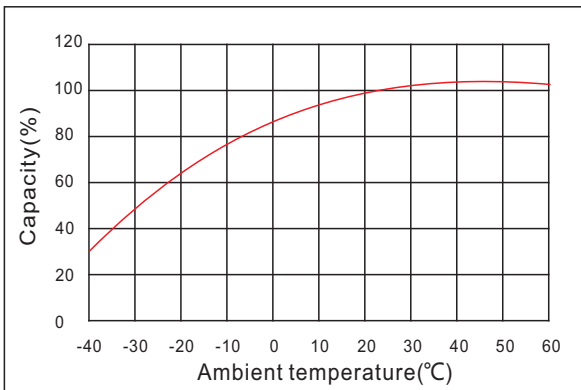
Discharge characteristic



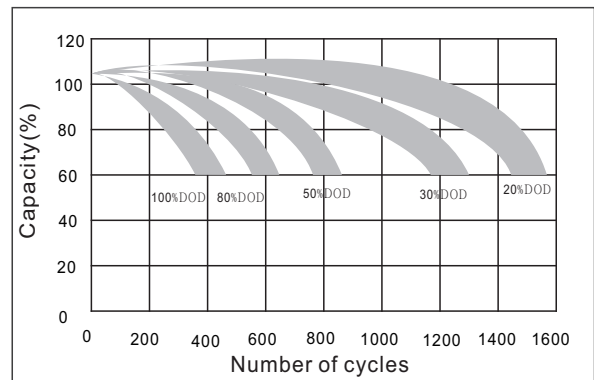
Charging characteristic



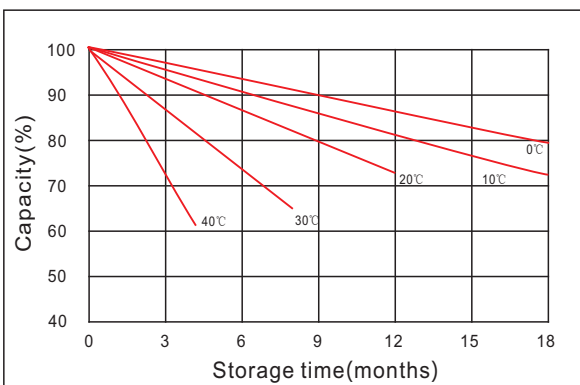
The effect of temperature on capacity



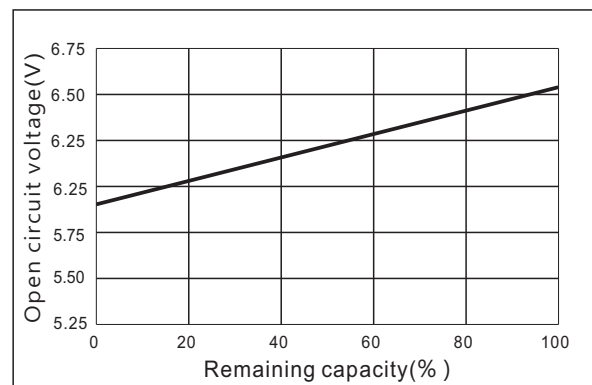
The effect of discharge depth on cycle life



Curves of self-discharge



Curves of open circuit voltage vs. capacity



www.kiju.com.cn info@kiju.com.cn

+86-791-85982779 +86-791-85989842

Jiangxi Jingjiu Power Science&Technology Co. Ltd.
Add: 1388 Fushan No.1 Street, Xiaolan Economic Development Zone, Nanchang City, Jiangxi Province, China.

Jiangxi Jingjiu Power (Jiujiang) Co. Ltd.
Add: Xiwang Rd, Aicheng Industrial Park, Yongxiu Country, Jiujiang City, Jiangxi Province, China.

