

3-EVF-170

Executive standard: GB/T 32620.1-2016



Applications

- > Electric vehicle
- > Electric wheelchair
- > Electric scooter
- > Electric play car for children
- > Garbage truck
- > Patrol car

Specification

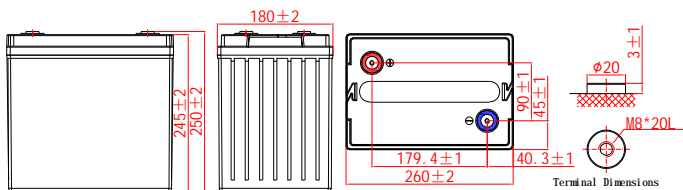
Nominal Voltage	6V
Nominal Capacity	170Ah
Design life	5 years
Terminal	M8
Approx. Weight	Approx 29.5kg(65.0lbs)
Container Material	ABS
Rated Capacity	200.0Ah 10Hour Rate (20.0A to 10.5V) 170Ah 3Hour Rate (56.7A to 10.5V) 141Ah 1Hour Rate (141A to 10.5V)
Operating Temperature	Discharge: -20 ~50°C(-4~ 122°F) Charge: -20 ~50°C(-4~ 122°F) Storage: -20 ~50°C(-4~ 122°F)
Charge Method (25 °C)	Float Use: 6.75-6.90V@25 Cycle Use : 7.20-7.50V,@25 Max charge current 25.5A
Self discharge	3% of capacity declined per month at 25°C

General Features

- > High corrosion resistant performance: Pb-Ca multi-alloy grid
- > High energy density and power density
- > Excellent charge acceptance ability
- > Strong high and low temperature performance
- > Optimized capability of instant high-current discharging
- > Low self-discharge rate



Dimension: 260(L)×180(W)×245(H)×250(TH) Unit: mm



Constant Current Discharge Characteristics Unit: A (25°C, 77°F)

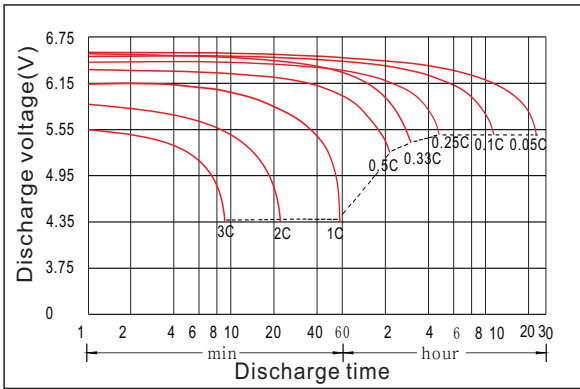
FV/Time	30min	1h	2h	3h	5h	8h	10h	20h
1.60V	256	145	84.4	58.8	39.2	24.4	20.6	11.2
1.65V	251	144	83.9	58.3	38.9	24.2	20.4	11.1
1.70V	246	143	83.2	57.4	38.5	24.0	20.2	11.0
1.75V	244	141	82.0	56.7	38.0	23.8	20.0	11.0
1.80V	233	137	80.5	56.5	37.1	23.8	19.8	11.0
1.85V	213	127	76.4	53.2	35.2	22.7	19.2	10.7

Constant Power Discharge Characteristics Unit: W/cell (25°C, 77°F)

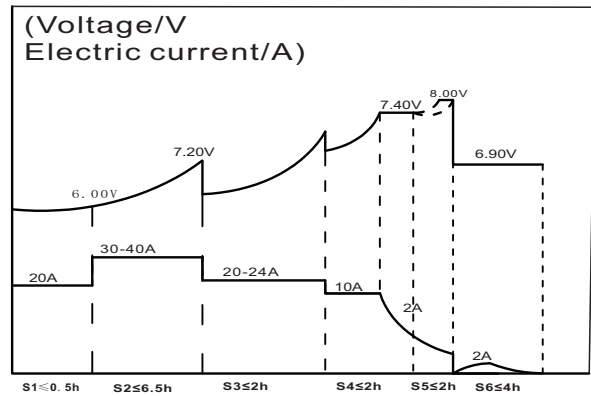
FV/Time	30min	1h	2h	3h	5h	8h	10h	20h
1.60V	462	275	159	112	74.4	47.5	39.6	22.1
1.65V	457	273	159	111	73.9	47.1	39.2	22.0
1.70V	457	271	158	110	73.5	46.9	38.7	21.9
1.75V	455	268	157	109	73.0	46.6	38.5	21.8
1.80V	443	266	157	109	72.1	46.2	38.1	21.7
1.85V	406	247	150	104	68.8	44.7	37.4	21.5

3-EVF-170

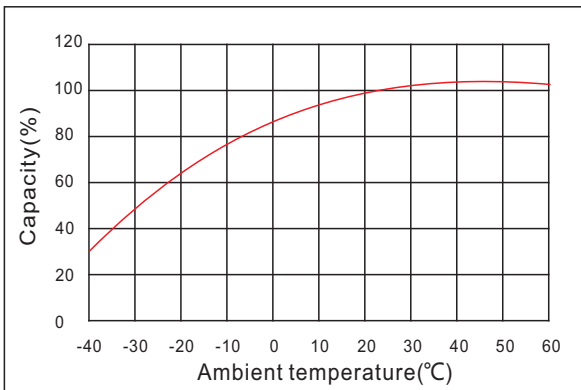
Discharge characteristic



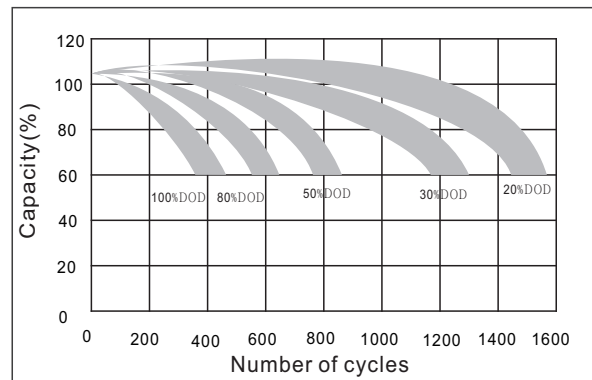
Charging characteristic



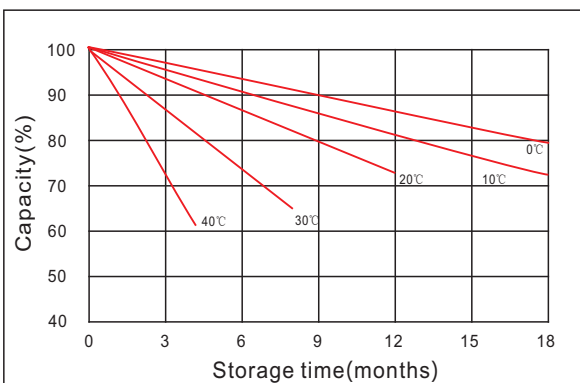
The effect of temperature on capacity



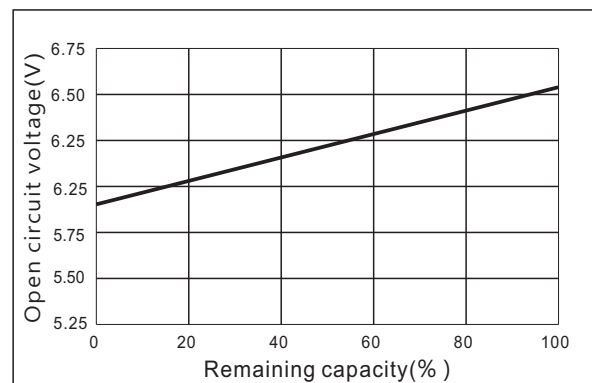
The effect of discharge depth on cycle life



Curves of self-discharge



Curves of open circuit voltage vs. capacity



www.kiju.com.cn info@kiju.com.cn

Jiangxi Jingjiu Power Science&Technology Co. Ltd.
Add: 1388 Fushan No.1 Street, Xiaolan Economic Development Zone, Nanchang City, Jiangxi Province, China.

+86-791-85982779 +86-791-85989842

Jiangxi Jingjiu Power (Jiujiang) Co. Ltd.
Add: Xiwang Rd, Aicheng Industrial Park, Yongxiu Country, Jiujiang City, Jiangxi Province, China.

